




Rendered in Custom Palette



City of Roosevelt Park Fordham Park



A PLAYCORE Company

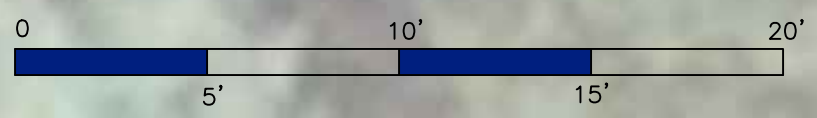
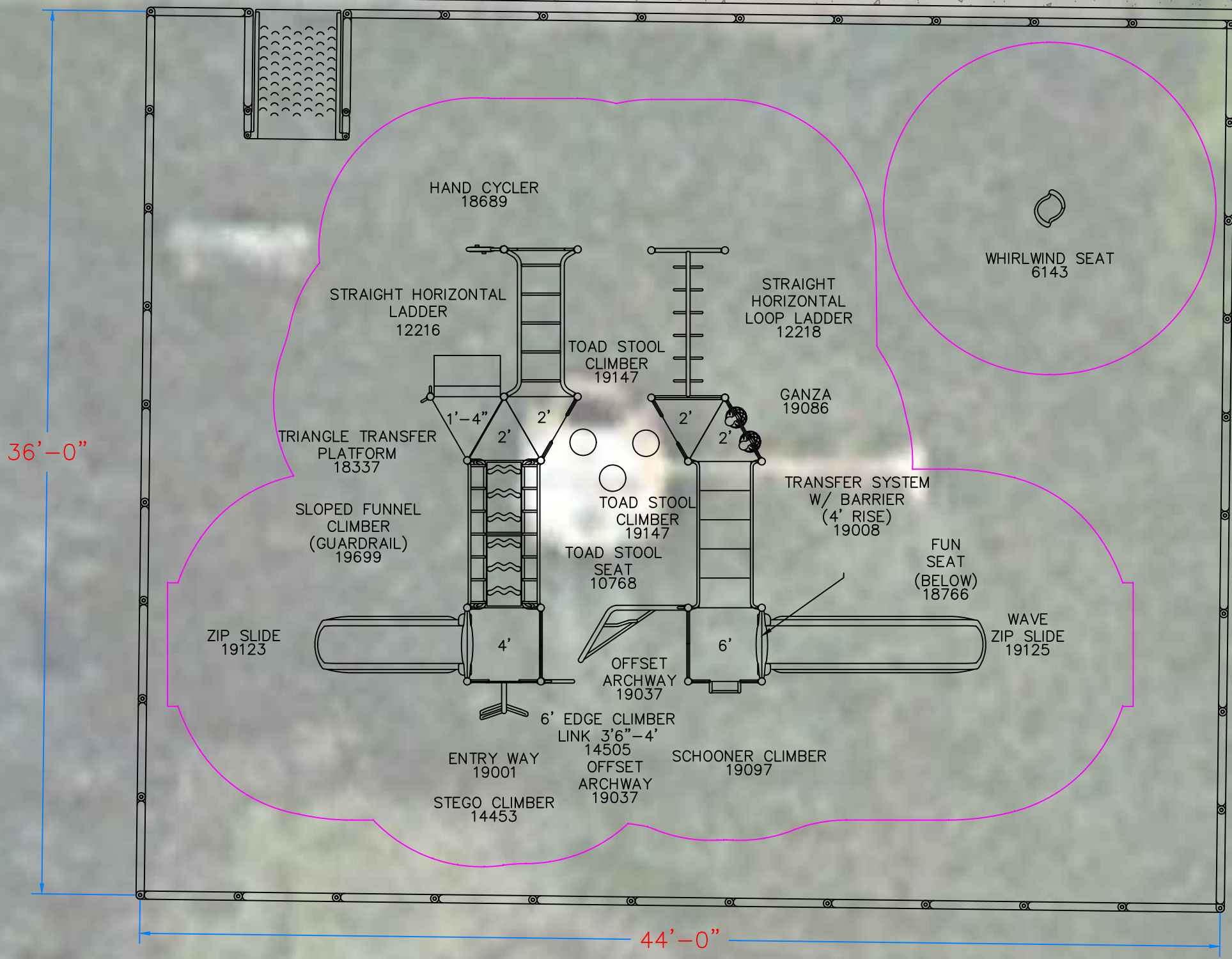
www.gametime.com



www.sinclair-rec.com

Existing Sidewalk

IMPORTANT: Soft resilient surfacing should be placed in the use zones of all equipment, as specified for each type of equipment, and at depths to meet the critical fall heights as specified by the U.S. Consumer Product Safety Commission, ASTM standard F 1487 and Canadian Standard CAN/CSA-Z 614



This Unit includes play events and routes or travel specifically designed for special needs users. It is the opinion of the manufacturer that these play events and routes of travel conform to the accessibility requirements of the ADA (Americans with Disabilities Act)		
Total Elevated Play Components	11	Required 0
Total Elevated Play Components Accessible By Ramp	0	Required 6
Total Elevated Components Accessible By Transfer	6	Required 4
Total Accessible Ground Level Components Shown	4	Required 3
Total Different Types Of Ground Level Components	4	

Existing Fence

Minimum Area Required:

This play equipment is recommended for children ages

DRAWING NO: Muskegon - Roosevelt Park - Fordham Park
DRAWN BY: nm
DATE: 2/4/2026

PROJECT TITLE:
City of Roosevelt Park
Fordham Park
Roosevelt Park, MI

REPRESENTATIVE:
Sinclair Recreation

SHEET NO:
001



Rendered in Malibu Palette

City of Roosevelt Park Fordham Park - Option Two



A PLAYCORE Company

www.gametime.com



www.sinclair-rec.com

IMPORTANT: Soft resilient surfacing should be placed in the use zones of all equipment, and as specified for each type of equipment, and at depths to meet the critical fall heights as specified by the U.S. consumer Product Safety Commission, ASTM standard F 1487 and Canadian Standard CAN/CSA-Z 614

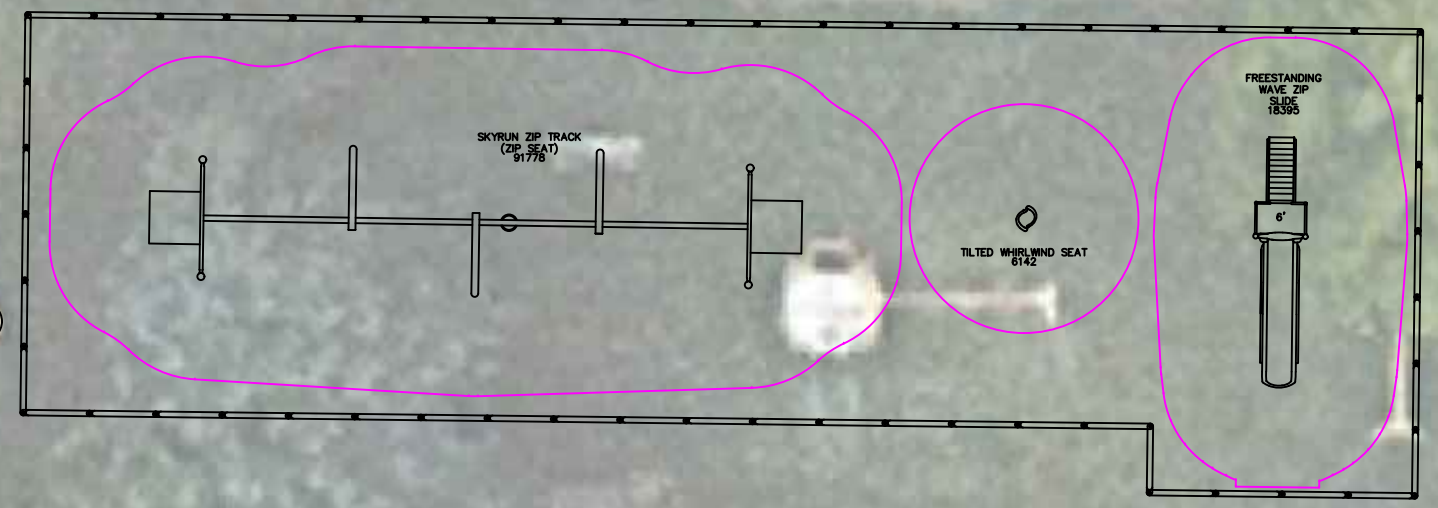
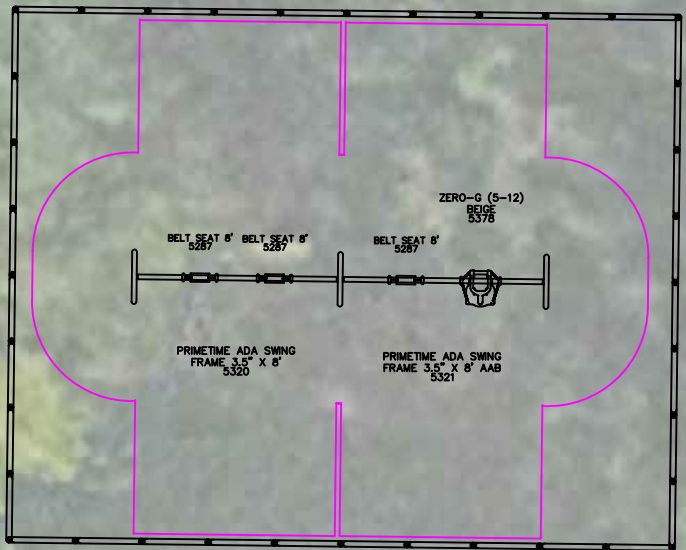
Minimum Area Required:

This play equipment is recommended for children ages

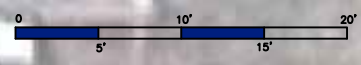
PROJECT TITLE:
 City of Roosevelt Park
 Fordham Park
 Muskegon, MI

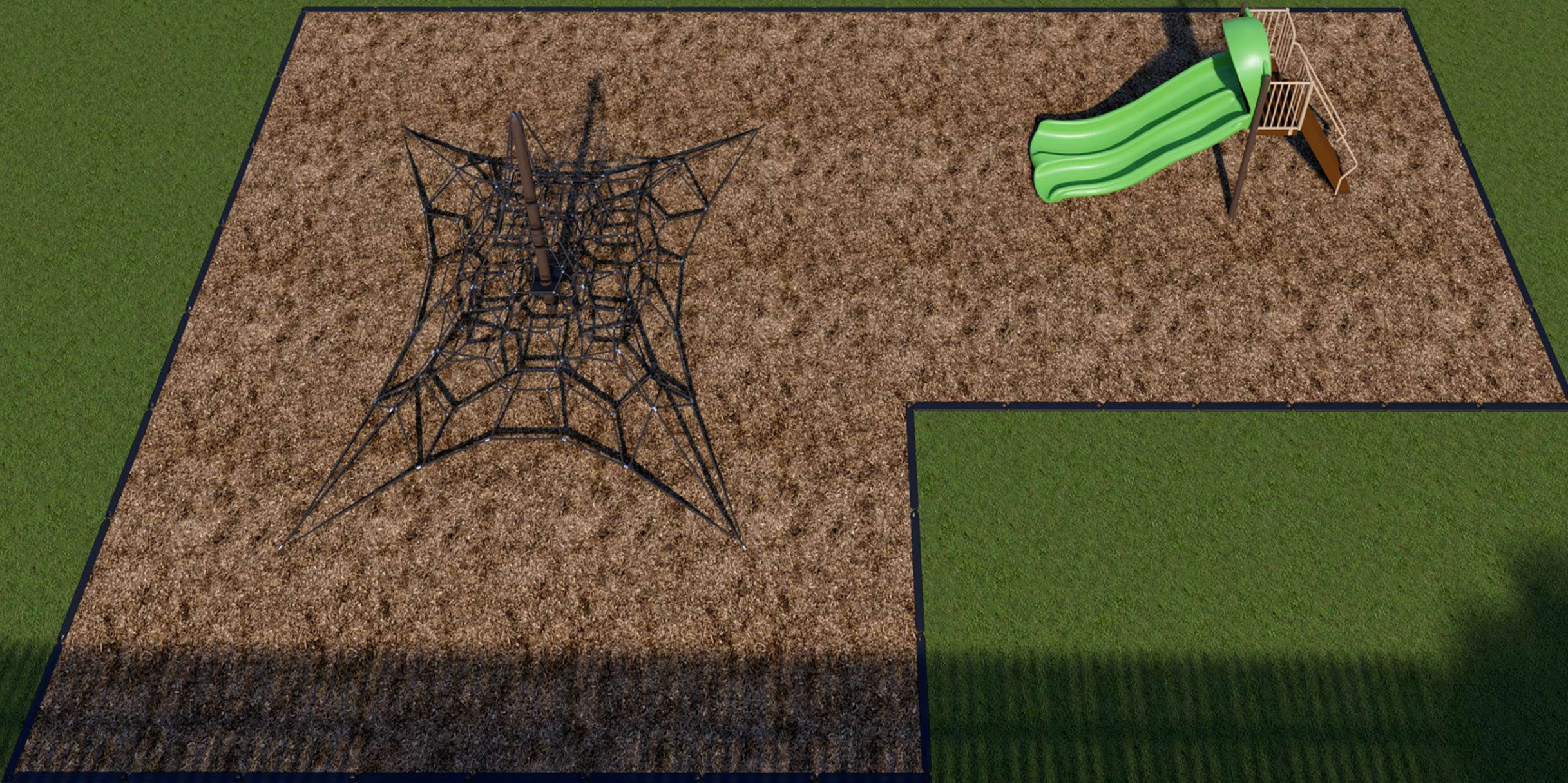
REPRESENTATIVE:
 Sinclair Recreation

SHEET NO:
 002



Existing Fence





Rendered in Custom Malibu Palette

City of Roosevelt Park Fordham Park - Option Three

IMPORTANT: Soft resilient surfacing should be placed in the use zones of all equipment, and as specified for each type of equipment, and at depths to meet the critical fall heights as specified by the U.S. consumer Product Safety Commission, ASTM standard F 1487 and Canadian Standard CAN/CSA-Z 614

Minimum Area Required:

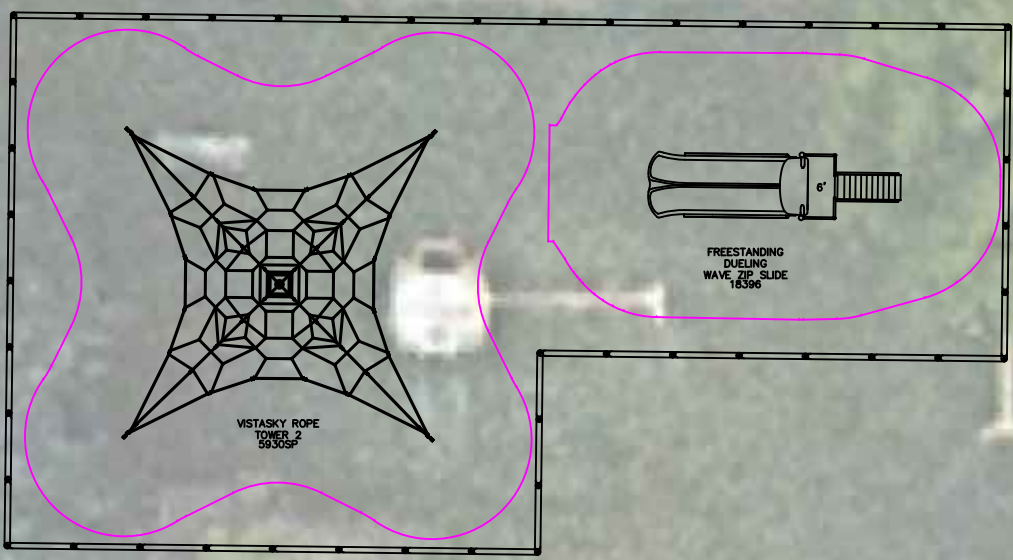
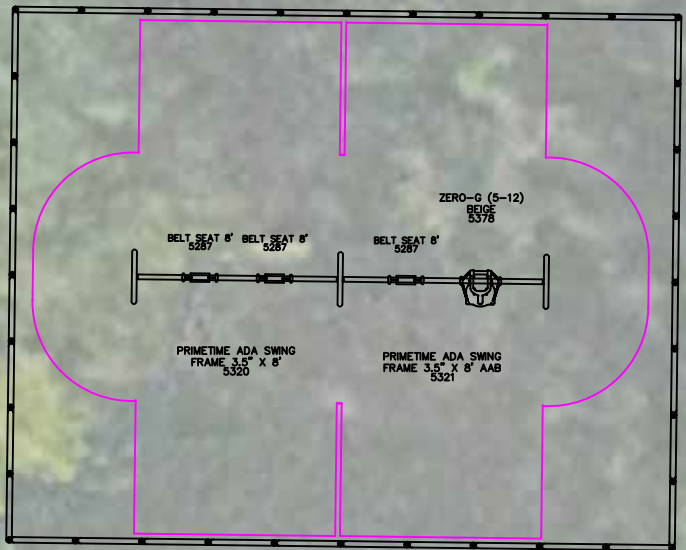
This play equipment is recommended for children ages

DRAWING NO: Muskegon - Roosevelt Park - Fordham Park - 2
DRAWN BY: nm
DATE: 3/9/2026

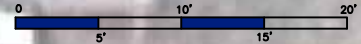
PROJECT TITLE:
City of Roosevelt Park
Fordham Park
Muskegon, MI


REPRESENTATIVE:
Sinclair Recreation

SHEET NO:
003

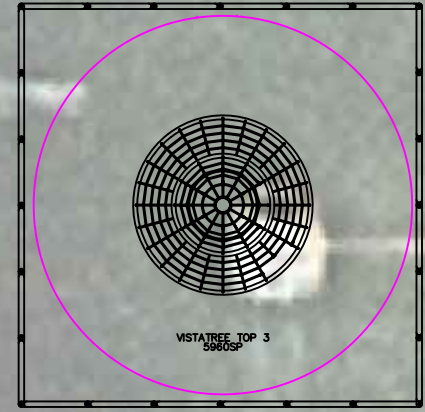
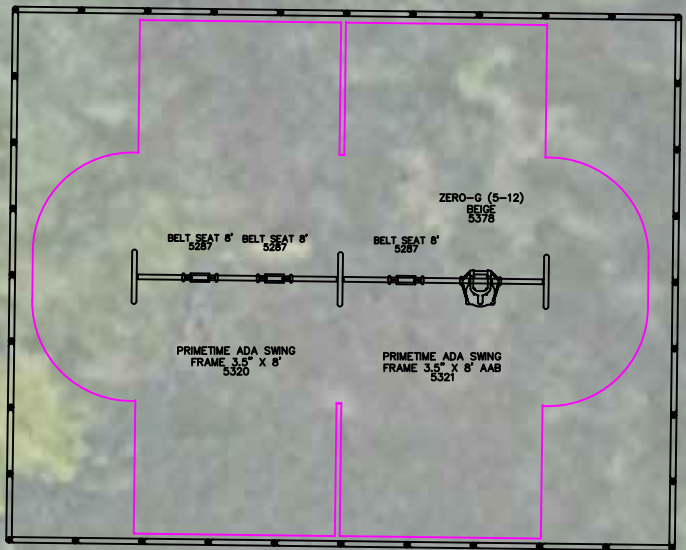


Existing Fence

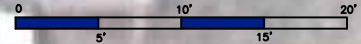




Rendered in Custom Malibu Palette



Existing Fence



IMPORTANT: Soft resilient surfacing should be placed in the use zones of all equipment, and as specified for each type of equipment, and at depths to meet the critical fall heights as specified by the U.S. consumer Product Safety Commission, ASTM standard F 1487 and Canadian Standard CAN/CSA-Z 614

Minimum Area Required:

This play equipment is recommended for children ages

DRAWING NO: **Muskegon - Roosevelt Park - Fordham Park - 2**
 DRAWN BY: nm
 DATE: 3/9/2026

PROJECT TITLE:
**City of Roosevelt Park
 Fordham Park
 Muskegon, MI**

REPRESENTATIVE:
Sinclair Recreation

SHEET NO:
004